


VIPB ACCELERATED INCOME UNIT FUND
PORTFOLIO STATEMENT


As on September 30, 2017


Figure in Taka

Name of the securities	Number of share / unit	Average unit cost	Acquisition cost	Market rate	Market value	% of NAV	Unrealized gain / loss	
BRAC Bank Limited	1,542,067	63.60	98,079,699	85.90	132,463,555	9.42%	34,383,856	
The City Bank Limited	2,825,801	36.94	104,382,224	45.70	129,139,106	9.18%	24,756,882	
Eastern Bank Limited	241,820	42.91	10,376,360	45.40	10,978,628	0.78%	602,268	
Square Pharmaceuticals Ltd	446,761	265.70	118,703,625	306.00	136,708,866	9.72%	18,005,241	
ACI Limited	93,320	553.95	51,694,749	579.10	54,041,612	3.84%	2,346,863	
Renata Limited	66,237	1,119.86	74,176,032	1,164.90	77,159,481	5.48%	2,983,449	
Linde Bangladesh Limited	27,092	1,395.39	37,803,939	1,217.90	32,995,347	2.35%	(4,808,592)	
British American Tobacco BD Ltd	24,165	2,645.11	63,919,185	2,992.80	72,321,012	5.14%	8,401,827	
Bata Shoe	118,000	1,147.76	135,435,209	1,149.50	135,641,000	9.64%	205,791	
Grameen Phone Limited	326,891	319.38	104,401,900	415.30	135,757,832	9.65%	31,355,933	
Berger Paints Bangladesh Ltd	34,014	2,204.03	74,967,815	2,101.30	71,473,618	5.08%	(3,494,197)	
BBS Cables Limited (IPO Shares, locked in till October 26, 2017)	8,421	10.00	84,210	131.60	1,108,204	0.08%	1,023,994	
Oimex Electrode Ltd (IPO Shares, not yet credited)	46,875	10.00	468,750	10.00	468,750	0.03%	-	
Green Delta Mutual Fund	14,730,135	7.90	116,426,005	8.90	131,098,202	9.32%	14,672,196	
MBL 1st Mutual Fund	5,715,106	7.91	45,225,274	9.10	52,007,465	3.70%	6,782,191	
DBH 1st Mutual Fund	11,508,530	7.84	90,223,891	8.90	102,425,917	7.28%	12,202,026	
LR Global Bangladesh Mutual Fund One	459,603	7.87	3,614,903	8.30	3,814,705	0.27%	199,802	
NCCBL Mutual Fund One	3,661,993	7.56	27,686,689	9.00	32,957,937	2.34%	5,271,248	
Grameen One : Scheme Two	693,307	15.45	10,710,000	15.00	10,399,605	0.74%	(310,395)	
Application for IPO Shares								
Nahee Alimuminium Composite Panel Ltd.	150,000	10.00	1,500,000	10.00	1,500,000	0.11%	-	
			1,169,880,459			1,324,460,841	94.14%	154,580,382

Note: The Fund has invested 94.14% of the total net assets of the fund in capital market instruments, the rest is held as bank deposits.


Compliance Officer


Chief Operating Officer


Chief Executive Officer