



NLI 1st Mutual Fund
Portfolio on March 31, 2017


Figure in Taka

Name of the securities	Number of share / unit	Average unit / share cost	Acquisition cost	Market rate	Market value	% of NAV	Unrealised gain / loss
25% Convertible bond of Brac Bank	783	1,028.55	805,352	1,035.00	810,405	0.10%	5,053
Brac Bank Limited	822,122	51.72	42,516,826	86.70	71,277,977	9.15%	28,761,151
The City Bank Limited	950,000	36.74	34,899,495	39.00	37,050,000	4.76%	2,150,505
Heidelberg Cement BD	94,650	548.62	51,926,486	517.10	48,943,515	6.29%	(2,982,971)
Square Pharma Ltd	274,450	225.15	61,792,702	277.90	76,269,655	9.79%	14,476,953
RENATA Ltd	12,227	1,097.86	13,423,577	1,088.40	13,307,867	1.71%	(115,710)
Linde Bangladesh Ltd	19,500	1,348.58	26,297,376	1,217.70	23,745,150	3.05%	(2,552,226)
British American Tobacco BD Co.	18,364	2,665.56	48,950,253	2,429.80	44,620,847	5.73%	(4,329,406)
BATA Shoe	62,847	1,239.69	77,910,740	1,115.60	70,112,113	9.00%	(7,798,626)
Grameen Phone	233,403	256.13	59,782,616	332.10	77,513,136	9.95%	17,730,520
Pacific Denims Limited (IPO Shares, locked in till May 13, 2017)	13,229	10.00	132,290	27.40	362,475	0.05%	230,185
Shepherd Industries Limited (IPO Shares, locked in till June 7, 2017)	8,099	10.00	80,990	43.60	353,116	0.05%	272,126
Berger Paints BD Ltd	22,821	2,250.69	51,363,085	2,139.00	48,814,119	6.27%	(2,548,966)
Asian Tiger Sandhani Life Growth Fund	2,120,401	9.06	19,212,513	10.10	21,416,050	2.75%	2,203,538
DBH 1st Mutual Fund	5,940,063	5.41	32,140,518	8.40	49,896,529	6.41%	17,756,011
Green Delta Mutual Fund	7,683,253	5.20	39,962,794	8.40	64,539,325	8.29%	24,576,532
LR Global 1st Mutual Fund	418,695	5.15	2,157,573	7.50	3,140,213	0.40%	982,640
MBL 1st Mutual Fund	1,748,965	5.02	8,787,431	8.40	14,691,306	1.89%	5,903,876
NCCBL Mutual Fund One	3,455,259	5.03	17,395,627	7.90	27,296,546	3.51%	9,900,920
Total			589,538,240		694,160,345	89.15%	104,622,105

The fund has invested 89.15% of the total net assets of the fund in the capital market instruments, the rest is invested in cash instruments.


Compliance Officer


Chief Operating Officer


Chief Executive Officer