



# NLI FIRST MUTUAL FUND


Portfolio Statement  
As on March 31, 2018

Name of the securities	Number of share / unit	Average unit cost	Acquisition cost	Market rate	Market value	% of NAV	Unrealised Gain / Loss
BRAC Bank Limited	854,259	60.11	51,345,810	97.20	83,033,975	9.87%	31,688,164
The City Bank Limited	2,102,200	38.00	79,888,635	39.60	83,247,120	9.89%	3,358,485
Eastern Bank Limited	169,539	40.53	6,871,090	40.20	6,815,468	0.81%	(55,622)
Square Pharmaceuticals Limited	261,523	213.96	55,956,110	310.00	81,072,130	9.63%	25,116,020
ACI Limited	53,495	509.20	27,239,504	399.10	21,349,855	2.54%	(5,889,650)
RENATA Limited	38,650	983.43	38,009,538	1,233.90	47,690,235	5.67%	9,680,697
Linde Bangladesh Limited	19,398	1,348.58	26,159,820	1,225.80	23,778,068	2.83%	(2,381,752)
British American Tobacco BD. Limited	15,364	2,665.56	40,953,588	3,435.20	52,778,413	6.27%	11,824,825
BATA Shoe Limited	70,647	1,220.89	86,252,530	1,184.30	83,667,242	9.94%	(2,585,288)
Grameen Phone Limited	171,083	284.51	48,674,629	462.00	79,040,346	9.39%	30,365,717
Berger Paints Bangladesh Limited	22,821	2,250.69	51,363,085	2,107.50	48,095,258	5.71%	(3,267,828)
Green Delta Mutual Fund	8,355,873	5.65	47,233,528	9.10	76,038,444	9.03%	28,804,916
MBL 1st Mutual Fund	2,548,965	6.24	15,907,431	9.00	22,940,685	2.73%	7,033,255
DBH 1st Mutual Fund	6,328,651	5.74	36,304,179	9.40	59,489,319	7.07%	23,185,140
LR Global 1st Mutual Fund	2,317,265	7.60	17,613,644	8.10	18,769,847	2.23%	1,156,203
NCCBL Mutual Fund One	2,955,259	5.03	14,878,358	7.80	23,051,020	2.74%	8,172,662
Grameen One: Scheme Two	407,827	15.50	6,320,000	16.90	6,892,276	0.82%	572,276
Oimex Electrode Ltd (IPO Shares, locked in till May 6, 2018)	11,719	9.09	106,540	42.10	493,370	0.06%	386,830
Nahee Aluminum Composite Panel Ltd (IPO shares, locked in till May 27, 2018)	7,213	9.09	65,574	47.60	343,339	0.04%	277,765
Queen South Textile Mills Ltd. (IPO Shares, locked in till Sept 9, 2018)	13,686	10.00	136,860	27.10	370,891	0.04%	234,031
Intraco Refueling Station Ltd (IPO shares, not yet credited)	52,632	10.00	526,320	10.00	526,320	0.06%	-
Advent Pharma Limited (IPO shares, not yet credited)	33,334	10.00	333,340	10.00	333,340	0.04%	-
<b>Total</b>			<b>652,140,114</b>		<b>819,816,960</b>	<b>97.40%</b>	<b>167,676,846</b>

**Note:** The Fund has invested 97.40% of the total net assets of the fund in the capital market instruments, the rest is held as bank deposits.

  
Compliant Officer

  
Chief Operating Officer

  
Chief Executive Officer