


## SOUTHEAST BANK 1ST MUTUAL FUND


Portfolio Statement on December 31, 2017


Figure in Taka

Name of the securities	Number of share / unit	Average unit cost	Acquisition cost	Market rate	Market value	% of NAV	Unrealised gain/ loss
25% Convertible Bond of Brac Bank	32,329	1,058.17	34,209,446	1,080.00	34,915,320	2.16%	705,874
Brac Bank Limited	1,372,862	49.56	68,037,442	108.40	148,818,241	9.22%	80,780,799
The City Bank Limited	2,846,489	36.43	103,693,002	53.20	151,433,215	9.38%	47,740,213
Square Pharmaceuticals Limited	520,899	214.13	111,538,345	301.80	157,207,318	9.74%	45,668,974
ACI Limited	136,400	508.06	69,299,085	459.80	62,716,720	3.89%	(6,582,365)
RENATA Limited	75,748	965.48	73,132,850	1,124.20	85,155,902	5.28%	12,023,052
Linde Bangladesh Limited	33,725	1,353.34	45,641,389	1,284.70	43,326,508	2.68%	(2,314,882)
British American Tobacco BD. Limited	27,546	2,646.29	72,894,756	3,401.60	93,700,474	5.81%	20,805,718
BATA Shoe Limited	134,218	1,177.59	158,053,719	1,171.80	157,276,652	9.75%	(777,067)
Grameen Phone Limited	319,035	270.17	86,192,261	470.80	150,201,678	9.31%	64,009,417
Oimex Electrode Ltd (IPO Shares, locked in till May 6, 2018)	25,781	9.09	234,380	65.20	1,680,921	0.10%	1,446,541
Nahee Aluminum Composite Panel Ltd (IPO shares, locked in till May 27, 2018)	17,308	9.09	157,349	73.40	1,270,407	0.08%	1,113,058
Berger Paints Bangladesh Limited	44,445	2,237.29	99,436,327	2,063.00	91,690,035	5.68%	(7,746,292)
Green Delta Mutual Fund	15,016,913	5.95	89,340,250	9.20	138,155,600	8.56%	48,815,350
MBL 1st Mutual Fund	3,852,249	5.93	22,849,092	9.10	35,055,466	2.17%	12,206,374
DBH 1st Mutual Fund	12,432,279	6.50	80,854,544	9.40	116,863,423	7.24%	36,008,878
LR Global 1st Mutual Fund	5,434,108	7.40	40,215,449	8.30	45,103,096	2.79%	4,887,647
NCCBL Mutual Fund One	5,384,791	4.87	26,203,949	8.90	47,924,640	2.97%	21,720,691
Grameen Mutual Fund Scheme Two	632,442	15.55	9,833,757	15.50	9,802,851	0.61%	(30,906)
<b>Total</b>			<b>1,191,817,391</b>		<b>1,572,298,466</b>	<b>97.42%</b>	<b>380,481,075</b>

Note: The Fund has invested 97.42% of the total net assets of the fund in the capital market instruments, the rest is held in cash instruments.

  
Compliance Officer

  
Chief Operating Officer

  
Chief Executive Officer