


VIPB ACCELERATED INCOME UNIT FUND

STATEMENT OF FINANCIAL POSITION


As on March 31, 2020

Particulars	Notes	31-Mar-20	31-Dec-19
		Taka	Taka
ASSETS			
Investments - at market price	1	554,129,230	634,532,591
Accounts receivables	2	6,352,422	2,650,243
Advance, deposit and prepayments	3	882,712	1,462,630
Cash and cash equivalents	4	27,064,067	59,333,187
Preliminary and issue expenses	5	77,857	83,826
Total Assets		588,506,287	698,062,476
EQUITY AND LIABILITIES			
Shareholders' Equity			
Unit capital	6	609,903,640	610,958,500
Unit premium reserve	7	20,980,316	20,811,203
Unrealized gain on investments		(136,036,931)	(55,721,225)
Retained earnings		88,891,034	115,294,601
Total		583,738,060	691,343,079
Current Liabilities			
Accounts payable	8	1,996,654	21,264
Liability for expenses	9	2,771,573	6,698,133
Total		4,768,227	6,719,397
Total Equity and Liabilities		588,506,287	698,062,476
Net asset value (NAV)		583,738,060	691,343,079
Net asset value (NAV) per unit:			
At cost	10	11.80	12.23
At market price	11	9.57	11.32

These financial statements should be read in conjunction with annexed notes



 Chairman
 (Trustee)


 Member
 (Trustee)


 Chief Executive Officer
 (AMC)

Dated,
 June 23, 2020


 Manager- Compliance
 (AMC)


 Manager-Operation
 (AMC)

VIPB ACCELERATED INCOME UNIT FUND

STATEMENT OF COMPREHENSIVE INCOME

From January 01 to March 31, 2020

Particulars	Note	From January to	From January to
		March, 2020	March, 2019
		Taka	Taka
INCOME			
Interest income	12	1,716,354	1,590,107
Net gain on sale of marketable securities	13	627,380	30,027,563
Dividend income	14	5,396,336	6,681,451
Total		7,740,069	38,299,121
EXPENSES			
Management fees		2,604,255	3,663,837
Amortization of preliminary and issue expenses		5,969	5,903
BSIEC annual fees		262,129	332,114
CDBL annual fees		6,482	6,411
CDBL settlement and demat charges		8,445	11,395
Trustee fees		311,306	387,919
Custodian fees		220,489	246,387
IPO application fees		-	6,000
Brokerage commission		99,686	393,847
Audit fees		7,479	7,397
Newspaper publication exp		8,750	14,000
Bank charges and excise duty		51,430	75,157
Other operating expenses		9,291	10,921
Total		3,595,712	5,161,288
Net profit for the period		4,144,358	33,137,833

Earnings per unit

0.07

0.41



Chairman
(Trustee)



Member
(Trustee)



Chief Executive Officer
(AMC)



Manager-Compliance
(AMC)



Manager-Operation
(AMC)

Dated,
June 23, 2020

VIPB ACCELERATED INCOME UNIT FUND

STATEMENT OF CHANGES IN EQUITY (Unaudited)

For the period ended March 31, 2020


Figure in Taka

Particulars	Unit capital	Unit premium reserve	Unrealized gain / (loss)	Retained earnings	Total equity
Opening balance as on 01/01/2020	610,958,500	20,811,203	(55,721,225)	115,294,601	691,343,079
Unit capital raised during the period	2,165,110	225,335	-	-	2,390,445
Unit surrendered during the period	(3,219,970)	(56,221)	-	-	(3,276,191)
Dividend paid for the year 2019	-	-	-	(30,547,925)	(30,547,925)
Unrealized gain/(loss)	-	-	(80,315,705)	-	(80,315,705)
Net profit during the period	-	-	-	4,144,358	4,144,358
Balance as on March 31, 2020	609,903,640	20,980,316	(136,036,931)	88,891,034	583,738,060


For the period ended March 31, 2019

Figure in Taka


Particulars	Unit capital	Unit premium reserve	Unrealized gain / (loss)	Retained earnings	Total equity
Opening balance as on 01/01/2019	854,325,690	68,935,251	33,847,851	123,215,278	1,080,324,070
Unit capital raised during the period	9,817,860	2,523,351	-	-	12,341,211
Unit surrendered	(46,046,490)	(10,676,024)	-	-	(56,722,514)
Dividend paid for the year 2018	-	-	-	(69,200,381)	(69,200,381)
Unrealized gain/(loss)	-	-	23,307,214	-	23,307,214
Net profit during the period	-	-	-	33,137,833	33,137,833
Balance as on March 31, 2019	818,097,060	60,782,578	57,155,065	87,152,730	1,023,187,433



 Chairman
 (Trustee)




 Member
 (Trustee)



 Chief Executive Officer
 (AMC)



 Manager-Compliance
 (AMC)



 Manager-Operation
 (AMC)


Dated,
 June 23, 2020

VIPB ACCELERATED INCOME UNIT FUND

STATEMENT OF CASH FLOWS

For the period ended March 31, 2020


Particulars	31-Mar-20	31-Mar-19
	Taka	Taka
A. Cash flows from operating activities		
Gain on sale of investments	1,607,877	34,094,044
Dividend income	3,410,511	5,974,567
Management fees	(6,150,753)	(7,349,190)
Advance, deposit and prepayments	-	(802,378)
Bank charge and excise duties	(51,430)	(26,158)
CDBL settlement & demat charges	(8,445)	(11,395)
Brokerage commission	(99,686)	(393,847)
Other operating expenses	(1,195,272)	(18,750)
Net cash from operating activities	(2,487,199)	31,466,893
B. Cash flows from investing activities		
Net investment in shares and securities	(892,841)	56,115,252
Proceeds from FDR	-	73,616,528
Net cash from investing activities	(892,841)	129,731,780
C. Cash flows from financing activities		
Proceeds made for re-purchase of units	(594,248)	(56,722,514)
Dividend payment	(28,294,832)	(56,859,170)
Net cash from financing activities	(28,889,080)	(113,581,683)
Net cash flows for the period	(32,269,121)	47,616,990
Cash and cash equivalents at the beginning of the period	59,333,187	73,262,951
Cash and cash equivalents at the end of the period	27,064,067	120,879,941
Net operating cash flows per unit	(0.04)	0.38



 Chairman
 (Trustee)




 Member
 (Trustee)




 Chief Executive Officer
 (AMC)

Dated,
 June 23, 2020



 Manager-Compliance
 (AMC)



 Manager-Operating
 (AMC)

VIPB ACCELERATED INCOME UNIT FUND
Portfolio as on March 31, 2020

1.00. Marketable investment-at market value

Figure in Taka

Name of the securities	Number of share / unit	Average unit cost	Acquisition cost	Market rate	Market value	% of NAV	Unrealised gain/loss
BRAC Bank Limited	1,138,998	50.92	58,000,058.90	31.90	36,334,036.20	6.22%	(21,666,023)
The City Bank Limited	1,194,437	34.19	40,839,721.67	17.10	20,424,872.70	3.50%	(20,414,849)
Eastern Bank Limited	220,000	35.50	7,809,000.00	31.10	6,842,000.00	1.17%	(967,000)
The ACME Laboratories Limited	65,000	70.88	4,607,020.20	59.70	3,880,500.00	0.66%	(726,520)
Square Pharmaceuticals Limited	344,237	215.50	74,184,529.47	172.50	59,380,882.50	10.17%	(14,803,647)
Marico Bangladesh Limited	12,724	1490.10	18,960,035.80	1,562.50	19,881,250.00	3.41%	921,214
Renata Limited	41,180	781.78	32,193,546.52	1,026.20	42,258,916	7.24%	10,065,369
Beximco Pharmaceuticals Ltd.	259,063	79.02	20,470,687.70	60.70	15,725,124	2.69%	(4,745,564)
Olympic Industries Ltd	2,074	155.80	323,129.20	150.20	311,515	0.05%	(11,614)
Linde Bangladesh Limited	27,979	1387.37	38,817,229.36	1,239.00	34,665,981	5.94%	(4,151,248)
British American Tobacco BD. Limited	28,440	975.59	27,745,731.79	907.60	25,812,144	4.42%	(1,933,588)
BATA Shoe Limited	63,612	1148.93	73,085,723.10	693.20	44,095,838	7.55%	(28,989,885)
Gramercy Phone Limited	191,866	335.59	64,388,277.47	238.80	45,817,601	7.85%	(18,570,677)
Singer BD Limited	108,378	187.16	20,284,197.39	147.00	15,931,566	2.73%	(4,352,631)
Green Delta Mutual Fund	7,804,940	8.00	62,445,911.52	6.50	50,732,110	8.69%	(11,713,802)
MBL 1st Mutual Fund	4,776,316	7.82	37,359,788.87	6.50	31,046,054	5.32%	(6,313,735)
DBL 1st Mutual Fund	5,925,154	8.12	48,105,371.82	6.90	40,883,563	7.00%	(7,221,809)
Runner Automobiles Limited	13,542	71.43	967,350.00	46.10	624,286	0.11%	(343,064)
Sea Pearl Beach Resort & Spa Limited	5,515	9.52	52,526.08	79.10	436,237	0.07%	383,710
Coppertech Industries Ltd.	5,953	9.52	56,696.37	20.70	123,227	0.02%	66,531
Ring Shine Textiles Ltd.	238,755	8.70	2,076,132.33	6.40	1,528,032	0.26%	(548,100)
Government Bond							
Instrument Name	Inst ID	Issue date	Purchase cost	Coupon	Market value		
10years GTB 20.11.2023	0923191102	20.11.2013	47,768,330.30	12.16%	47,768,330	8.18%	
5years GTB 11.12.2024	0924211057	11.12.2019	9,625,164.50	8.97%	9,625,165	1.65%	
Total			690,166,160		554,129,230	94.93%	(136,036,931)

Note: The fund has invested 90.93% of the total net assets of the fund in the capital market instruments, the rest is held as bank deposits.


Manager-Compliance


Manager-Operation


Chief Executive Officer

VIPB ACCELERATED INCOME UNIT FUND

Notes to the financial statements

For the period ended March 31, 2020

	31-Mar-20	31-Dec-19
	Taka	Taka
2.00 Accounts receivables		
Dividend receivable		
Beximco Pharmaceuticals Ltd.	-	298,595
British American Tobacco BD Co. Ltd.	1,137,600	-
Coppertech Industries Limited	-	8,334
Linde Bangladesh Limited	1,398,950	-
New Line Clothings Limited	-	5,844
Renata Limited	-	374,370
Runner Automobiles Limited	-	12,898
Silco Pharmaceuticals Limited	-	3,798
Singer Bangladesh Limited	834,511	-
Square Pharmaceuticals Limited	847,464	1,301,362
The ACME Laboratories Limited	-	227,500
Sub Total	4,218,525	2,232,700
Other receivable		
Interest on SND	494,616	-
Interest on government bonds	1,639,281	417,543
Sub Total	2,133,897	417,543
Total	6,352,422	2,650,243
3.00 Advance, deposit & prepayments		
Security deposit		
Deposit with Central Depository Bangladesh Ltd. (CDBL)	300,000	300,000
Sub Total	300,000	300,000
Advance & Prepayment		
Annual CDBL fees	7,836	14,318
Annual Trustee fees	311,307	622,613
Annual BSEC fees	263,570	525,699
Sub Total	582,712	1,162,630
Total	882,712	1,462,630
4.00 Cash and cash equivalents		
Cash at banks		
Southeast Bank Limited	16,656	20,101
BRAC Bank Limited	24,404,517	59,268,479
Sub Total	24,421,173	59,288,580
Cash in brokerage accounts	2,642,894	44,608
Total	27,064,067	59,333,187

VIPB ACCELERATED INCOME UNIT FUND

Notes to the Financial Statements
For the period ended March 31, 2020

	31-Mar-20	31-Dec-19
	Taka	Taka
5.00 Preliminary and issue expenses		
Preliminary and issue expenses	83,826	107,767
Less: Amortization made during the period	(5,969)	(23,941)
Total	77,857	83,826
<p>Note: As per the rule 65.3.1 of the Bangladesh Securities and Exchange Commission (Mutual Fund) Bidhimala, the preliminary & issue expenses are being written off over a period of 7 (seven) years.</p>		
6.00 Unit capital		
Opening balance	610,958,500	854,325,690
Add, New subscription	2,165,110	10,117,860
Less, units surrendered	(3,219,970)	(253,485,050)
Total	609,903,640	610,958,500
7.00 Unit premium reserve		
Opening balance	20,811,203	68,935,251
Add, Unit premium reserve raised during the period	225,335	2,582,751
Less, premium reimbursed for re-purchase of units	(56,221)	(50,706,800)
Total	20,980,316	20,811,203
8.00 Accounts payable		
Accounts payable	1,996,654	21,264
Total	1,996,654	21,264
9.00 Liability for expenses		
Management fees	2,604,255	6,150,753
Custodian fees	154,839	509,880
Audit fees	7,479	30,000
Newspaper publication expenses	5,000	7,500
Total	2,771,573	6,698,133
10.00 Net Asset Value (NAV) per unit at cost		
Net Asset Value (NAV) at market price	583,738,060	691,343,079
Add/(Less): unrealized gain/loss	136,036,931	55,721,225
Net Asset Value (NAV) at cost price	719,774,991	747,064,305
No. of unit	60,990,364	61,095,850
NAV per unit at cost	11.80	12.23
11.00 Net Asset Value per unit at market price		
Net Asset Value (NAV)	583,738,060	691,343,079
No. of unit	60,990,364	61,095,850
NAV per unit at market price	9.57	11.32

VIPB ACCELERATED INCOME UNIT FUND

Notes to the Financial Statements
Period from January 01 to March 31, 2020

	January 01 to March 31, 2020	January 01 to March 31, 2019
	TAKA	TAKA
12.00 Interest income		
Fixed deposits receipts (FDR)	-	791,568
Short Notice Deposit (SND)	494,616	798,540
Government Bond.	1,221,738	-
Total	1,716,354	1,590,107
13.00 Net gain / loss on sale of marketable securities		
Gain on sale of marketable securities		
ADN Telecom Limited	578,401	-
BATA Shoe Limited	-	1,223,473
Berger Paints Bangladesh Ltd	-	975,506
BRAC Bank Limited	-	3,740,219
British American Tobacco BD Co. Ltd.	-	22,538,871
Coppertech Industries Limited	120,546	-
DBH 1st Mutual Fund	-	98,465
Genex Infosys Limited	-	521,249
Grameen Phone Limited	-	1,065,601
Indo-Bangla Pharmaceuticals Limited	-	18,283
Intraco Refueling Station Limited	-	12,795
Kattali Textile Limited	-	203,564
ML Dyeing	-	268,954
New Line Clothings Limited	76,515	-
RENATA Limited	-	385,061
S.S. Steel Limited	-	709,641
Sea Pearl Beach Resort & spa Limited	207,917	-
Silco Pharmaceuticals Limited	137,002	-
Silva Pharmaceuticals Limited	-	252,984
Singer Bangladesh Limited	-	65,153
SK Trims & Industries Ltd	-	458,905
Square Pharmaceuticals Limited	-	1,096,390
Summit Power Limited	487,496	-
VFS Thread Dyeing	-	458,929
Total	1,607,877	34,094,044
Loss on sale of marketable securities		
BATA Shoe Limited	-	55,060
Grameen Phone Limited	916,345	-
Runner Automobiles Limited	64,153	-
The City Bank Limited	-	4,011,422
Total	980,497	4,066,482
Net gain on sale of marketable securities	627,380	30,027,563


VIPB ACCELERATED INCOME UNIT FUND


Notes to the Financial Statements
Period from January 01 to March 31, 2020


January 01 to March 31, 2020	January 01 to March 31, 2019
TAKA	TAKA

14.00 Dividend income

BATA Shoe Limited	795,150	-
British American Tobacco BD Co. Ltd.	1,137,600	-
Coppertech Industries Limited	6	-
Grameen Phone Limited	847,464	3,961,661
Indo-Bangla Pharmaceuticals Limited	-	14
Intraco Refueling Station Limited	-	-26
Kattali Textile Limited	-	20
Linde Bangladesh Limited	1,398,950	940,950
M L Dyeing Limited	-	8
Marico Bangladesh Limited	381,720	-
NCCBL First Mutual Fund	-	1,777,796
New Line Clothings Limited	11	-
RENATA Limited	761	900
Runner Automobiles Limited	54	-
Sea Pearl Beach Resort & spa Limited	22	-
Silco Pharmaceuticals Limited	23	-
Singer Bangladesh Limited	834,511	-
SK Trims Industries	-	31
Square Pharmaceuticals Limited	65	3
VFS Thread Dyeing	-	44
Total	5,396,336	6,681,451



Chairman
(Trustee)


Member
(Trustee)


Chief Executive Officer
(AMC)

Dated,
June 23, 2020


Manager-Compliance
(AMC)


Manager-Operation
(AMC)