

VIPB ACCELERATED INCOME UNIT FUND


STATEMENT OF FINANCIAL POSITION (Unaudited)


As on March 31, 2021

Particulars	Notes	31-Mar-21	31-Dec-20
		Taka	Taka
ASSETS			
Investments - at market price	1	567,976,022	634,532,591
Accounts receivables	2	5,712,258	2,586,305
Advance, deposit and prepayments	3	748,435	1,188,897
Fixed deposits receipts (FDR)	4	80,000,000	-
Cash and cash equivalents	5	28,850,696	82,200,997
Preliminary and issue expenses	6	53,982	59,885
Total Assets		683,341,393	720,568,674
EQUITY AND LIABILITIES			
<u>Shareholders' Equity</u>			
Unit capital	7	575,000,970	569,207,680
Unit premium reserve	8	16,364,362	15,361,446
Unrealized gain on investments		-	29,855,535
Retained earnings	9	89,008,450	59,573,376
Total		680,373,782	673,998,038
<u>Current Liabilities</u>			
Accounts payable	10	39,569	24,583
Liability for expenses	11	2,928,042	5,811,807
Total		2,967,610	5,836,390
Total Equity and Liabilities		683,341,393	679,834,428
Net asset value (NAV)		680,373,782	714,732,284
Net asset value (NAV) per unit:			
At cost	12	11.86	11.70
At market price	13	11.83	12.22

These financial statements should be read in conjunction with annexed notes



 Chairman
 (Trustee)


 Member
 (Trustee)


 Chief Executive Officer
 (AMC)

Dated,
 April 28, 2021


 Manager Compliance
 (AMC)



 Manager Operations
 (AMC)


VIPB ACCELERATED INCOME UNIT FUND

STATEMENT OF PROFIT OR LOSS (Unaudited) From January 01 to March 31, 2021

Particulars	Note	January to March 31, 2021	January to March 31, 2020
		Taka	Taka
INCOME			
Interest income	14	979,381	1,716,354
Net gain on sale of marketable securities	15	46,605,849	627,380
Dividend income	16	5,444,977	5,396,336
Total		53,030,207	7,740,069
EXPENSES			
Management fees		2,766,810	2,604,255
Amortization of preliminary and issue expenses		5,903	5,969
BSEC annual fees		185,059	262,129
CDBL annual fees		6,411	6,482
CDBL settlement and demat charges		33,479	8,445
Trustee fees		248,992	311,306
Custodian fees		150,800	220,489
IPO application fees		12,000	-
Brokerage commission		423,883	99,686
Audit fees		7,397	7,479
Newspaper publication exp		8,334	8,750
Bank charges and excise duty		42,108	51,430
Other operating expenses		2,275	9,291
Total		3,893,450	3,595,712
Net profit before provision		49,136,757	4,144,358
Less: Provision for unrealized loss		1,668,096	-
Net profit for the period		47,468,661	-
Earnings per unit		0.83	0.07

These financial statements should be read in conjunction with annexed notes



Chairman
(Trustee)


Member
(Trustee)


Chief Executive Officer
(AMC)

Dated,
April 28, 2021


Manager Compliance
(AMC)


Manager Operations
(AMC)

VIPB ACCELERATED INCOME UNIT FUND
STATEMENT OF CHANGES IN EQUITY (Unaudited)
 Period from January 01, 2021 to March 31, 2021

Figure in Taka


Particulars	Unit capital	Unit premium reserve	Unrealized gain / (loss)	Retained earnings	Total equity
Balance as on January 01, 2021	569,207,680	15,361,446	29,855,535	81,384,326	695,808,988
Unit capital raised during the period	22,293,290	4,418,416	-	-	26,711,706
Unit surrender during the period	(16,500,000)	(3,415,500)	-	-	(19,915,500)
Dividend paid for the year 2020	-	-	-	(39,844,538)	(39,844,538)
Unrealized gain/(loss)	-	-	(31,523,632)	-	(31,523,632)
Net profit during the period	-	-	-	47,468,661	47,468,661
Balance as at March 31, 2021	575,000,970	16,364,362	(1,668,096)	89,008,450	678,705,685

Period from January 01, 2020 to March 31, 2020


Figure in Taka

Particulars	Unit capital	Unit premium reserve	Unrealized gain / (loss)	Retained earnings	Total equity
Balance as on January 01, 2020	854,325,690	68,935,251	33,847,851	123,215,278	1,080,324,070
Unit capital raised during the period	10,117,860	2,582,751	-	-	12,700,611
Unit surrender	(253,485,050)	(50,706,800)	-	-	(304,191,850)
Dividend paid for the year 2019	-	-	-	(69,200,381)	(69,200,381)
Unrealized gain/(loss)	-	-	(33,847,851)	-	(33,847,851)
Net profit during the period	-	-	-	5,558,480	5,558,480
Balance as at March 31, 2020	610,958,500	20,811,203	-	59,573,376	691,343,079


These financial statements should be read in conjunction with annexed notes



 Chairman
 (Trustee)




 Member
 (Trustee)



 Chief Executive Officer
 (AMC)



 Manager Compliance
 (AMC)



 Manager Operations
 (AMC)

Dated,
 April 28, 2021


VIPB ACCELERATED INCOME UNIT FUND

STATEMENT OF CASH FLOWS (Unaudited)

For the period ended March 31, 2021

Particulars	31-Mar-21	31-Mar-20
	Taka	Taka
A. Cash flows from operating activities		
Gain on sale of investments	48,506,314	1,607,877
Dividend income	3,298,405	3,410,511
Management fees	(5,338,334)	(6,150,753)
Bank charge and excise duties	(42,108)	(51,430)
CDBL settlement & demat charges	(33,479)	(8,445)
Brokerage commission	(423,883)	(99,686)
Other operating expenses	(513,457)	(1,195,272)
Net cash from operating activities	45,453,459	(2,487,199)
B. Cash flows from investing activities		
Net investment in shares and securities	14,209,177	(892,841)
Investment in FDR	(80,000,000)	-
Net cash from investing activities	(65,790,823)	(892,841)
C. Cash flows from financing activities		
Proceeds from issuance of units	(19,915,500)	(594,248)
Proceeds made for re-purchase of units	25,000,000	-
Dividend payment	(38,097,437)	(28,294,832)
Net cash from financing activities	(33,012,937)	(28,889,080)
Net cash flows for the period	(53,350,301)	(32,269,120)
Cash and cash equivalents at the beginning of the period	82,200,997	59,333,187
Cash and cash equivalents at the end of the period	28,850,696	27,064,067
Net operating cash flows per unit	0.75	(0.04)


These financial statements should be read in conjunction with annexed notes



 Chairman
 (Trustee)



 Member
 (Trustee)




 Chief Executive Officer
 (AMC)

Dated,
 April 28, 2021



 Manager Compliance
 (AMC)



 Manager Operations
 (AMC)

VIPB ACCELERATED INCOME UNIT FUND

Portfolio as on March 31, 2021

1.00. Marketable investment-at market value

Name of the securities	Number of share / unit	Average unit cost	Acquisition cost	% of Total Asset at Cost	Market rate	Market value	Unrealized gain/loss
BRAC Bank Limited	1,549,402	43.53	67,441,487.75	9.8%	40.80	63,215,601.60	(4,225,886)
The City Bank Limited	1,194,437	34.19	40,839,721.67	6.0%	25.70	30,697,030.90	(10,142,691)
Eastern Bank Limited	480,056	34.65	16,636,072.00	2.4%	36.30	17,426,032.80	789,961
The ACME Laboratories Limited	65,000	70.88	4,607,020.20	0.7%	65.50	4,257,500.00	(349,520)
Square Pharmaceuticals Limited	320,448	205.94	65,993,095.80	9.6%	196.60	63,000,076.80	(2,993,019)
Marico Bangladesh Limited	35,596	1864.27	66,360,562.30	9.7%	2,077.00	73,932,892.00	7,572,330
Renata Limited	49,877	753.33	37,573,862.22	5.5%	1,178.00	58,755,106	21,181,244
IDLC Finance Bangladesh	412,420	61.35	25,302,783.80	3.7%	54.10	22,311,922	(2,990,862)
Linde Bangladesh Limited	33,909	1365.03	46,286,803.96	6.8%	1,315.10	44,593,726	(1,693,078)
BATA Shoe Limited	27,131	1148.93	31,171,614.69	4.6%	693.20	18,807,209	(12,364,405)
Grameen Phone Limited	200,816	332.10	66,691,698.76	9.7%	328.50	65,968,056	(723,643)
Singer BD Limited	389,805	174.60	68,058,020.13	9.9%	165.80	64,629,669	(3,428,351)
Berger Paints Bangladesh Ltd.	22,523	1440.33	32,440,468.93	4.7%	1,754.70	39,521,108	7,080,639
Sea Pearl Beach Resort & Spa Limited (IPO shares)	5,515	9.52	52,526.08	0.0%	79.10	436,237	383,710
Desh General Insurance Company Limited (IPO shares)	18,838	10.00	188,380.00	0.0%	22.50	423,855	235,475
Total			569,644,118	83.16%		567,976,022	(1,668,096)

Total Assets at Cost Value = **685,009,489**

Note: The Fund has invested 83.16% of the total net assets of the fund in the capital market instruments, the rest is held as bank deposits.

VIPB ACCELERATED INCOME UNIT FUND

Notes to the financial statements

Period from January 01 to March 31, 2021

		31-Mar-21	31-Dec-20
		Taka	Taka
2.00	Accounts receivables		
	Dividend receivable		
	Gramcen Phone Limited	2,911,832	-
	IDLC Finance Limited	618,630	-
	Renata Limited	-	535,340
	Sea Pearl Beach Resort & spa Limited	-	552
	Singer Bangladesh Limited	1,202,415	-
	Square Pharmaceuticals Limited	-	1,523,914
	Summit Power Limited	-	364,000
	The ACME Laboratories Limited	-	162,500
	Sub Total	4,732,877	2,586,305
	Other receivable		
	Interest on FDR	547,174	-
	Interest on SND	432,208	-
	Sub Total	979,381	-
	Total	5,712,258	2,586,305
3.00	Advance, deposit & prepayments		
	Security deposit		
	Deposit with Central Depository Bangladesh Ltd. (CDBL)	300,000	300,000
	Sub Total	300,000	300,000
	Advance & Prepayment		
	Annual CDBL fees	8,121	14,532
	Annual Trustee fees	251,758	500,750
	Annual BSEC fees	188,556	373,615
	Sub Total	448,435	888,897
	Total	748,435	1,188,897
4.00	Fixed deposit receipts (FDR)		
	Southeast Bank Limited	80,000,000	-
	Total	80,000,000	-
5.00	Cash and cash equivalents		
	Cash at banks		
	Southeast Bank Limited	26,045,284	22,844
	BRAC Bank Limited	982,892	82,155,189
	Sub Total	27,028,176	82,178,033
	Cash in brokerage accounts	1,822,520	22,964
	Total	28,850,696	82,200,997

VIPB ACCELERATED INCOME UNIT FUND

Notes to the Financial Statements
Period from January 01 to March 31, 2021

	31-Mar-21	31-Dec-20
	Taka	Taka
6.00 Preliminary and issue expenses		
Preliminary and issue expenses	59,885	83,826
Less: Amortization made during the period	(5,903)	(23,941)
Total	53,982	59,885

Note: As per the rule 65.3.1 of the Bangladesh Securities and Exchange Commission (Mutual Fund) Bidhimala, the preliminary & issue expenses are being written off over a period of 7 (seven) years.

7.00 Unit capital		
Opening balance	569,207,680	610,958,500
Add, New subscription	22,293,290	2,426,100
Less, units surrendered	(16,500,000)	(44,176,920)
Total	575,000,970	569,207,680

8.00 Unit premium reserve		
Opening balance	15,361,446	20,811,203
Add, Unit premium reserve raised during the period	4,418,416	487,151
Less, premium reimbursed for re-purchase of units	(3,415,500)	(5,936,907)
Total	16,364,362	15,361,446

9.00 Retained earnings as of March 31, 2021 include provision for unrealized loss of Tk. 16,68,096

10.00 Accounts payable		
Accounts payable	1,233	24,583
Dividend payable	38,336	-
Total	39,569	24,583

11.00 Liability for expenses		
Management fees	2,766,810	5,338,334
Custodian fees	150,917	439,223
Audit fees	7,397	30,000
Newspaper publication expenses	2,918	4,250
Total	2,928,042	5,811,807

12.00 Net Asset Value (NAV) per unit at cost		
Net Asset Value (NAV) at market price	680,373,782	695,808,728
Add/(Less): unrealized gain/loss	1,668,096	(29,855,535)
Net Asset Value (NAV) at cost price	682,041,879	665,953,193
No. of unit	57,500,097	56,920,768
NAV per unit at cost	11.86	11.70

13.00 Net Asset Value per unit at market price		
Net Asset Value (NAV)	680,373,782	695,808,728
No. of unit	57,500,097	56,920,768
NAV per unit at market price	11.83	12.22

VIPB ACCELERATED INCOME UNIT FUND

Notes to the Financial Statements
Period from January 01 to March 31, 2021

	January 01 to March 31, 2021	January 01 to March 31, 2020
	TAKA	TAKA
14.00 Interest income		
Fixed deposits receipts (FDR)	547,174	-
Short Notice Deposit (SND)	432,208	494,616
Government Bond.	-	1,221,738
Total	979,381	1,716,354
15.00 Net gain / loss on sale of marketable securities		
Gain on sale of marketable securities		
ADN Telecom Limited	-	578,401
Berger Paints Bangladesh Ltd.	942,524	-
British American Tobacco Bangladesh Co. Ltd	31,198,782	-
Coppertech Industries Limited	-	120,546
Crystal Insurance Company Ltd	815,417	-
eGeneration Limited	354,688	-
New Line Clothings Limited	-	76,515
NRB Commercial Bank Limited	337,484	-
Robi Axita Limited	13,782,514	-
Sea Pearl Beach Resort & spa Limited	-	207,917
Silco Pharmaceuticals Limited	-	137,002
Summit Power Limited	666,862	487,496
Taufika Food and Agro Industries Limited	408,043	-
Total	48,506,314	1,607,877
Loss on sale of marketable securities		
BATA Shoe Limited	1,803,719	-
Grameen Phone Limited	-	916,345
Runner Automobiles Limited	-	64,153
Singer Bangladesh Limited	96,745	-
Total	1,900,465	980,497
Net gain on sale of marketable securities	46,605,849	627,380
16.00 Dividend income		
BATA Shoe Limited	-	795,150
British American Tobacco BD Co. Ltd.	-	1,137,600
Coppertech Industries Limited	-	6
Grameen Phone Limited	2,911,832	847,464
IDLC Finance Limited	618,630	-
Linde Bangladesh Limited	-	1,398,950
Marico Bangladesh Limited	711,920	381,720
New Line Clothings Limited	-	11
RENATA Limited	-	761
Runner Automobiles Limited	-	54
Sea Pearl Beach Resort & spa Limited	-	22
Silco Pharmaceuticals Limited	-	23
Singer Bangladesh Limited	1,202,415	834,511
Square Pharmaceuticals Limited	180	65
Total	5,444,977	5,396,336