

Name of Asset Manager VIPB Asset Management Company Ltd.

Name of the Mutual Fund: VIPB Fixed Income Fund

Portfolio Statement as at December 31, 2024

I. Investment in Capital Market Securities (Listed):

[Figure in million BDT]

Sl	Investment in Stock/Securities (Sector wise)	No. of Shares/Units	Cost Value	Market Value	Appreciation (or Diminution) in the Market Value/Fair Value of investment	% change (in terms of cost)	% of total investment
	A. Shares of Listed Company (Script wise)						
1	-	-	-	-	-	-	-
2	-	-	-	-	-	-	-
3	-	-	-	-	-	-	-
	Sub-Total		-	-	-	-	-
	B. Listed Mutual Funds/CIS (Script wise)						
	Sub-Total		-	-	-	-	-
	Grand Total of Capital Market Securities (Listed)		-	-	-	-	-

II Investments in Capital Market Securities (Non-Listed)

[Figure in million BDT]

Sl	Investment in Stock/Securities (Sector wise)	No. of Shares/Units	Cost Value	Market Value	Appreciation (or Diminution) in the Market Value/ Fair Value of investment	% change (in terms of cost)	% of total investment
	A. Open-Ended Mutual Funds (Script wise)*						
	Sub-Total		-	-	-	-	-
	B. Pre-IPO Placement Shares, if any						
	Sub-Total		-	-	-	-	-



C. Non-listed Bond/Debtenture/Islamic Securites (Script wise)							
1	BBL 2nd Subordinated Bond		4.00	4.00	-	0.00%	3.24%
2	BBL 2nd Subordinated Bond		8.00	8.00	-	0.00%	6.48%
C (1). listed Bond/Debtenture/Islamic Securites (Script wise)							
3	15Years Treasury Government Bond (BD0939371151)		38.71	38.73	0.02	0.05%	31.34%
4	15 Years Treasury Government Bond (BD0939371151)		3.67	3.68	0.01	0.32%	2.97%
5	15 Years Treasury Government Bond (BD0939371151)		15.51	15.49	(0.02)	-0.12%	12.56%
6	10Years Treasury Government Bond (BD0934481104)		12.08	12.08	0.00	0.00%	9.78%
7	10Years Treasury Government Bond (BD0934311103)		4.90	4.88	(0.02)	-0.42%	3.97%
8	5Years Treasury Government Bond (BD0929431056)		35.08	35.01	(0.07)	-0.19%	28.41%
			-	-	-		
	Sub-Total		121.94	121.87	(0.07)		
	Grand Total of Capital Market Securites (Listed & Non-Listed)		121.94	121.87	(0.07)		98.75%


* For open-ended Mutual funds, surrender value shall be considered as Market value ** For other non-listed securities fair value shall be estimated following industrial financial reporting Standards (IFRS) and be reported once a year in the annual audited financial statements of the fund Scheme.


III. Cash and Cash Equivalents and Investments in Securities not related to Capital Market:


[Figure in million BDT]

A. Money Market Instruments (Script wise)		Types (G Sec/Others)	No of Instrument	Cost Value	Market Value/ Fair Value
			-	-	
	Sub-Total		-	-	
B. Term Deposit/Investments:					
	Bank/Non-Bank Name	Rate of interest/ Profit (%)	Investment Value	Maturity Value	
	N/A	-	-	-	
	Sub-Total		-	-	
C. Cash at Bank:					
A/C No	Bank Name, Nature of Account	Rate of interest/ Profit (%)	Available Balance		
1	BRAC Bank A/c- 2062460750001	6.00%	1.13		
2	BRAC Bank A/c- 2062460750002	6.00%	0.41		
	Sub-Total		1.54		
D. Cash in Brokerage Accounts:					
	Different Brokerages		0.00		
Total Cash and Cash Equivalents in Securities (not related to Capital Market)			1.54		

Total Investment = (I+II+III)		123.49	
--------------------------------------	--	---------------	--


Manager, Accounts


Sr. Manager, Operations


CEO