

Name of Asset Manager: VIPB Asset Management Company Ltd.

Name of the Mutual Fund: VIPB Balanced Fund

Portfolio Statement as at December 31, 2022

I. Investment in Capital Market Securities (Listed):


[Figure in million BDT]

Sl	Investment in Stock/Securities (Sector wise)	No. of Shares/Units	Cost Value	Market Value	Appreciation (or Diminution) in the Market Value/Fair Value of investment	% change (in terms of cost)	% of total investment
	A. Shares of Listed Company (Script wise)						
1	APSCLBOND	886	4.45	4.87	0.42	9.53%	3.92%
2	BRACBANK	278,008	10.72	10.70	(0.02)	-0.16%	9.45%
4	SQURPHARMA	51,350	10.60	10.77	0.17	1.60%	9.35%
5	RENATA	7,698	7.35	9.38	2.02	27.52%	6.48%
6	MARICO	3,950	8.49	9.56	1.07	12.65%	7.49%
7	LINDEBD	3,124	3.98	4.37	0.38	9.65%	3.51%
8	BATASHOE	3,500	2.44	3.33	0.89	36.43%	2.15%
9	GP	30,371	10.57	8.70	(1.86)	-17.64%	9.32%
10	SINGERBD	34,900	6.06	5.30	(0.76)	-12.53%	5.34%
11	BERGERPBL	5,851	9.12	10.08	0.96	10.55%	8.04%
12	ICICL	7,623	0.08	0.21	0.14	181.00%	0.07%
	Sub-Total		73.86	77.29	3.42		65.13%
	B. Listed Mutual Funds/CIS (Script wise)						
		-	-	-	-		
	Sub-Total		-	-	-		
	Grand Total of Capital Market Securities (Listed)		73.86	77.29	3.42		

II Investments in Capital Market Securities (Non-Listed)

[Figure in million BDT]

Sl	Investment in Stock/Securities (Sector wise)	No. of Shares/Units	Cost Value	Market Value	Appreciation (or Diminution) in the Market Value/ Fair Value of investment	% change (in terms of cost)	% of total investment
	A. Open-Ended Mutual Funds (Script wise)*						
		-	-	-	-		
	Sub-Total		-	-	-		
	B. Pre-IPO Placement Shares, if any						
		-	-	-	-		
	Sub-Total		-	-	-		



	C. Non-listed Bond/Debenture/Islamic Securites (Script wise)					
1	91-Day Treasury Bill (BD0909112221)		19.70	19.70	-	17.37%
2	91-Day Treasury Bill (BD0909132237)		14.75	14.75	-	13.01%
	Sub-Total		34.45	34.45	-	
	Grand Total of Capital Market Securities (Non-Listed)		34.45	34.45	-	30.38%


* For open-ended Mutual funds, surrender value shall be considered as Market value ** For other non-listed securities fair value shall be estimated following industrial financial reporting Standards (IFRS) and be reported once a year in the annual audited financial statements of the fund Scheme.

III. Cash and Cash Equivalents and Investments in Securities not related to Capital Market:

[Figure in million BDT]

A. Money Market Instruments (Script wise)		Types (G Sec/Others)	No of Instrument	Cost Value	Market Value/ Fair Value
		-	-	-	
	Sub-Total		-	-	
B. Term Deposit/Investments:					
	Bank/Non-Bank Name	Rate of interest/ Profit (%)	Investment Value	Maturity Value	
		-	-	-	
	Sub-Total		-	-	
C. Cash at Bank:					
A/C No	Bank Name, Nature of Account	Rate of interest/ Profit	Available Balance		
1	BRAC Bank A/c- 001	0.00%	0.37		
2	BRAC Bank A/c- 002	0.00%	0.55		
3	BRAC Bank A/c-003 (DIV 2021)	0.00%	-		
4	SEBL Bank A/c- 072	5.50%	4.17		
	Sub-Total		5.09		
D. Cash in Brokerage Accounts:					
	Different Brokerages		0.00		
Total Cash and Cash Equivalents in Securities (not related to Capital Market)			5.09		


Total Investment = (I+II+III)		113.40		
--------------------------------------	--	--------	--	--



Sr. Manager, Operations



Manager, Finance & Fund Operations



CEO