

Name of Asset Manager: VIPB Asset Management Company Ltd.

Name of the Mutual Fund: VIPB SEBL 1st Unit Fund

Portfolio Statement as at September 30, 2022


I. Investment in Capital Market Securities (Listed):

[Figure in million BDT]

Sl	Investment in Stock/Securities (Sector wise)	No. of Shares/Units	Cost Value	Market Value	Appreciation (or Diminution) in the Market Value/Fair Value of investment	% change (in terms of cost)	% of total investment
A. Shares of Listed Company (Script wise)							
1	APSCLBOND	2,317	12.24	12.78	0.54	4.42%	1.23%
2	BRACBANK	2,363,184	113.21	90.98	(22.22)	-19.63%	8.77%
6	SQURPHARMA	502,055	107.79	105.33	(2.46)	-2.28%	10.16%
7	RENATA	81,078	95.03	105.66	10.63	11.19%	10.19%
8	MARICO	49,249	105.72	119.71	13.99	13.23%	11.54%
9	LINDEBD	30,900	41.17	43.34	2.18	5.29%	4.18%
10	BATASHOE	33,037	24.20	33.58	9.39	38.79%	3.24%
11	GP	312,164	107.20	89.47	(17.73)	-16.54%	8.63%
12	SINGERBD	301,577	53.96	45.81	(8.15)	-15.11%	4.42%
13	BERGERPBL	56,326	99.45	98.01	(1.44)	-1.44%	9.45%
Sub-Total			759.96	744.68	(15.28)		
B. Listed Mutual Funds/CIS (Script wise)							
Sub-Total			-	-	-		
Grand Total of Capital Market Securities (Listed)			759.96	744.68	(15.28)		

II. Investments in Capital Market Securities (Non-Listed)

Sl	Investment in Stock/Securities (Sector wise)	No. of Shares/Units	Cost Value	Market Value	Appreciation (or Diminution) in the Market Value/ Fair Value of investment	% change (in terms of cost)	% of total investment
A. Open-Ended Mutual Funds (Script wise)*							
Sub-Total							
B. Pre-IPO Placement Shares, if any							
Sub-Total							



	C. Non-listed Bond/Debtenture/Islamic Securites (Script wise)						
1	91-Day Treasury Bill (BD0909111223)		49.23	49.23	-	0.00%	4.75%
	Sub-Total		49.23	49.23	0.00		
	Grand Total of Capital Market Securities (Non-Listed)		49.23	49.23	0.00		4.75%


* For open-ended Mutual funds, surrender value shall be considered as Market value ** For other non-listed securities fair value shall be estimated following industrial financial reporting Standards (IFRS) and be reported once a year in the annual audited financial statements of the fund Scheme.

III. Cash and Cash Equivalents and Investments in Securities not related to Capital Market:

[Figure in million BDT]

A. Money Market Instruments (Script wise)		Types (G Sec/Others)	No of Instrument	Cost Value	Market Value/ Fair Value
	Sub-Total				
B. Term Deposit/Investments:					
	Bank/Non-Bank Name	Rate of interest/ Profit	Investment Value	Maturity Value	
1	Southeast Bank Limited	6.25%	50.00	50.78	
2	Southeast Bank Limited	6.25%	50.00	50.78	
3	Southeast Bank Limited	6.50%	30.00	30.49	
4	Southeast Bank Limited	6.50%	30.00	30.49	
5	Southeast Bank Limited	6.50%	30.00	30.49	
	Sub-Total		190.00	193.03	
C. Cash at Bank:					
Sl. No.	Bank Name, Nature of Account	Rate of interest/ Profit	Available Balance		
1	SEBL Bank A/c, Donia Br. - 81	5.50%	0.31		
2	SEBL Bank A/c, Donia Br. - 80	5.50%	19.56		
3	Brac Bank A/c, Gulshan Br. - 01	0.00%	0.00		
4	SEBL Bank A/c (DIVIDEND 2018-19)		0.00		
5	SEBL Bank A/c (DIVIDEND 2019-20)		0.18		
6	SEBL Bank A/c (DIVIDEND 2021-22)		0.56		
	Sub-Total		20.62		
D. Cash in Brokerage Accounts:					
	Different Brokerages		17.34		
Total Cash and Cash Equivalents in Securities (not related to Capital Market)			227.96		


Total Investment = (I+II+III)		1,037.14		
-------------------------------	--	----------	--	--



Sr. Manager, Operations



Manager, Finance & Fund Operations



CEO