



VIPB GROWTH FUND
STATEMENT OF FINANCIAL POSITION (Unaudited)
As on September 30, 2024

Particulars	Notes	September 30, 2024	December 31, 2023
		Taka	Taka
ASSETS			
Investments - at market price	1	178,788,964	188,245,233
Accounts receivables	2	2,253,310	2,998,684
Advance, deposit and prepayments	3	196,377	210,401
Cash and cash equivalents	4	2,117,662	10,111,034
Preliminary and issue expenses	5	180,039	433,028
Total Assets		183,536,352	201,998,380
EQUITY AND LIABILITIES			
<u>Shareholders' Equity</u>			
Unit capital	6	159,835,280	179,587,460
Unit premium reserve	7	8,451,370	10,031,795
Unrealized gain / (loss)		6,567,605	1,024,844
Retained earnings		7,629,068	9,012,533
Total		182,483,323	199,656,632
<u>Current Liabilities</u>			
Accounts payable	8	1,583	14,178
Liability for expenses	9	1,051,446	2,327,570
Total		1,053,030	2,341,748
Total Equity and Liabilities		183,536,352	201,998,380
Net asset value (NAV)		182,483,323	199,656,633
Net asset value (NAV) per unit:			
At cost	10	11.01	11.06
At market price	11	11.42	11.12

These financial statements should be read in conjunction with annexed notes.




 Member
 (Trustee)




 Chief Executive Officer
 (AMC)

Date
 October 17, 2024



 Manager-Finance
 (AMC)



 Sr. Manager-Operations
 (AMC)

VIPB GROWTH FUND

STATEMENT OF PROFIT OR LOSS AND OTHER COMPREHENSIVE INCOME (Unaudited) From January 01 to September 30, 2024

Pariculars	Note	January 01 to September 30, 2024	January 01 to September 30, 2023	July 01 to September 30, 2024	July 01 to September 30, 2023
		Taka	Taka	Taka	Taka
INCOME					
Net gain on sale of marketable securities	12	(1,565,479)	1,082,320	(2,908,341)	251,088
Dividend income	13	4,011,872	1,347,706	2,146,564	376,404
Interest income	14	3,428,841	4,027,367	1,251,457	997,594
Total		5,875,234	6,457,393	489,680	1,625,086
EXPENSES					
Management fees		2,957,114	3,181,348	987,781	1,085,865
Amortization of preli. and issue expense		252,989	252,061	84,943	84,944
BSEC fees		141,398	155,749	42,827	49,682
CDBL annual fees		34,632	34,153	11,629	11,594
CDBL settlement and demat charges		8,062	3,370	6,269	2,595
Trustee fees		145,922	149,011	46,108	49,262
Custodian fees		90,209	95,733	21,300	14,292
IPO application fees		-	3,000	-	-
Audit fees		26,274	18,508	8,822	5,901
Bank charges and excise duty		5,851	35,916	645	7,125
Other expenses		4,500	5,500	1,500	1,500
Total		3,666,950	3,934,350	1,211,823	1,312,760
Net profit before provision		2,208,284	2,523,043	(722,143)	312,326
Reversal of provision for unrealized Loss		-	483,027	(7,227,527)	-
Net profit for the period		2,208,284	3,006,070	(7,949,670)	312,326
Earnings per unit		0.14	0.17	(0.50)	0.02




Member
(Trustee)



Chief Executive Officer
(AMC)



Manager-Finance
(AMC)



Sr. Manager-Operations
(AMC)

Dated,
October 17, 2024


VIPB GROWTH FUND
STATEMENT OF CHANGES IN EQUITY (Unaudited)
For the period ended September 30, 2024


Figure in Taka

Particulars	Unit capital	Unit premium reserve	Unrealized gain / (loss)	Retained earnings	Total equity
Opening balance as at January 01, 2024	179,587,460	10,031,795	-	9,012,533	198,631,788
Unit capital raised during the period	5,686,110	502,822	-	-	6,188,932
Unit surrendered during the period	(25,438,290)	(2,083,247)	-	-	(27,521,537)
Dividend Paid for the year 2023	-	-	-	(3,591,749)	(3,591,749)
Unrealized gain/(loss) during the period	-	-	6,567,605	-	6,567,605
Net profit during the period	-	-	-	2,208,284	2,208,284
Balance as on September 30, 2024	159,835,280	8,451,370	6,567,605	7,629,068	182,483,323

For the period ended September 30, 2023


Particulars	Unit capital	Unit premium reserve	Unrealized gain / (loss)	Retained earnings	Total equity
Opening balance as at January 01, 2023	181,097,120	10,104,777	-	4,811,575	196,013,472
Unit capital raised during the period	1,046,360	70,868	-	-	1,117,228
Unit surrendered during the period	(1,841,620)	(110,497)	-	-	(1,952,117)
Unrealized gain/(loss)	-	-	1,018,819	-	1,018,819
Net profit during the period	-	-	-	3,006,072	3,006,072
Balance as on September 30, 2023	180,301,860	10,065,148	1,018,819	7,817,647	199,203,474


Member
(Trustee)


Chief Executive Officer
(AMC)


Dated,
October 17, 2024


Manager-Finance
(AMC)


Sr. Manager-Operations
(AMC)


VIPB GROWTH FUND
STATEMENT OF CASH FLOWS (Unaudited)
Period from January 01 to September 30, 2024

Particulars	September 30, 2024	September 30, 2023
	TAKA	TAKA
A. Cash flows from operating activities		
Interest income from bank deposits	197,663	197,158
Interest income from BGTB	2,786,416	3,338,965
Gain on sale of investments	2,874,720	1,145,603
Dividend income	4,522,008	2,208,447
Trustee fee	(192,030)	(198,320)
Management fee	(4,090,609)	(4,216,406)
Advance deposit & prepayment	(212,182)	(243,107)
Bank charge and excise duties	(5,851)	(35,916)
CDBL settlement & demat charges	(14,591)	(3,370)
Other operating expenses	(8,035,407)	(154,336)
Net cash from operating activities	(2,169,863)	2,038,718
B. Cash flows from investing activities		
Net investment in shares and securities	24,423,382	(7,691,199)
Bond Redemption	(13,184,552)	15,603,410
Net cash from investing activities	11,238,830	7,912,211
C. Cash flows from financing activities		
Proceeds from issuance of units	5,513,296	1,117,233
Proceeds made for re-purchase of units	(20,261,042)	(1,952,117)
Dividend payment	(2,314,592)	-
Net cash from financing activities	(17,062,338)	(834,884)
Net cash flows for the period	(7,993,371)	9,116,045
Cash and cash equivalents at the beginning of the period	10,111,033	11,601,393
Cash and cash equivalents at the end of the period	2,117,662	20,717,438
Net operating cash flows per unit	(0.14)	0.11




Member
(Trustee)


Dated,
 October 17, 2024



Manager-Finance
(AMC)



Chief Executive Officer
(AMC)



Sr. Manager-Operations
(AMC)

VIPB GROWTH FUND
Portfolio as on September 30, 2024

1.00 Marketable investment-at market value

Figure in Taka

Name of the securities	Sector	Number of shares	Average cost/unit	Acquisition cost	% of Total Asset at Cost	Market rate	Market value	Sectoral exposure as % of Total Asset at Cost	Unrealized gain/loss
BRAC Bank Limited	Bank	422,581	41.14	17,384,012	9.82%	54.20	22,903,890	9.82%	5,519,879
APSCL Non-Convertible and Fully Redeemable Bond	Corporate Bond	2	3,850.00	7,700	0.00%	4,288.00	8,576	0.00%	876
Square Pharmaceuticals Limited	Pharmaceuticals & Chemicals	71,160	245.31	17,456,289	9.86%	229.20	16,309,872	17.23%	(1,146,417)
Renata Limited		15,129	861.47	13,033,207	7.36%	700.60	10,599,377		(2,433,830)
Marico Bangladesh Limited	Consumer Care	8,778	1,943.94	17,063,864	9.64%	2,311.90	20,293,858	9.64%	3,229,994
BATBC	Food & Allied	32,000	360.65	11,540,653	6.52%	394.10	12,611,200	6.52%	1,070,547
Grameenphone Limited	Telecommunication	44,969	387.49	17,424,839	9.85%	350.20	15,748,144	9.85%	(1,676,695)
Berger Paints Bangladesh Limited	Miscellaneous	8,897	1,550.75	13,797,064	7.80%	1,778.40	15,822,425	7.80%	2,025,361
Subtotal				107,707,627	60.86%		114,297,342	60.86%	6,589,715

Instrument Name	Sector	Face Value	Issue date	Purchase cost	% of Total Asset at Cost	Yield	Market value	Sectoral exposure as % of Total Asset at Cost	Unrealized gain/loss
BBL 2nd Subordinated Bond	Money Market	7,000,000	48,117.00	7,000,000	3.96%	12.58	7,000,000	3.96%	-
5 Years Treasury Bond		20,000,000	47,253.00	20,045,060	11.33%	12.40	19,979,202	11.33%	(65,858)
10 Years Treasury Bond		18,000,000	49,115.00	18,115,452	10.24%	12.60	18,041,227	10.24%	(74,225)
15 Years Treasury Bond		20,000,000	50,856.00	19,353,220	10.94%	12.15	19,471,193	10.94%	117,973
Subtotal				64,513,732	36.45%		64,491,621	36.45%	(22,111)
Total Assets at Cost Value =				172,221,359	97.32%		178,788,964	97.32%	6,567,605

Total Assets at Cost Value = 176,968,747

Note: The Fund has invested **60.86%** & **36.45%** of the total assets at cost value in the capital market & money market instruments respectively. The rest is held as bank deposits.

VIPB GROWTH FUND

Notes to the financial statements

	September 30, 2024	December 31, 2023
	Taka	Taka
2.00 Accounts receivables		
Dividend receivable		
Berger Paints Bangladesh Ltd.	444,850	-
Renata Limited	-	113,306
Square Pharmaceuticals Ltd.	-	841,680
Sub Total	444,850	954,986
Other receivable		
Interest receivable from bank	201,418	-
Interest on BGTB	1,607,042	1,363,698
Collateral for bidding	-	680,000
Sub Total	1,808,460	2,043,698
Total	2,253,310	2,998,684
3.00 Advance, deposit & prepayments		
Advance & Prepayment		
Annual CDBL fees	23,384	12,016
Annual Trustee fees	46,108	99,814
Annual BSEC fees	126,884	98,571
Total	196,377	210,401
4.00 Cash and cash equivalents		
Cash at banks		
Southeast Bank Ltd., Gulshan Avenue Branch (A/C - 01)	10,697	12,021
Southeast Bank Ltd., Donia Branch (A/C - 85)	228,663	9,523,216
BRAC Bank Ltd., North Gulshan Branch (A/C - 01)	1,877,211	571,404
	2,116,571	10,106,641
Cash in brokerage accounts		
BLI Securities Ltd	533	3,903
BRAC EPL Stock Brokerage Ltd	558	488
	1,091	4,391
Total	2,117,662	10,111,032

VIPB GROWTH FUND
Notes to the Financial Statements

	September 30, 2024	December 31, 2023
	Taka	Taka
5.00 Preliminary and issue expenses		
Preliminary and issue expenses	433,028	770,033
Less: Amortization made during the period	(252,989)	(337,005)
Total	180,039	433,028
 Note: As per the rule 65.3.1 of the Bangladesh Securities and Exchange Commission (Mutual Fund) Bidhimala, the preliminary & issue expenses are being written off over a period of 7 (seven) years.		
6.00 Unit capital		
Opening Subscription	179,587,460	181,097,120
Add: New subscription	5,686,110	1,706,360
Less: Units redeemed	(25,438,290)	(3,216,020)
Total	159,835,280	179,587,460
7.00 Unit premium reserve		
Opening balance	10,031,795	10,104,776
Add: Unit premium raised during the period	502,822	113,108
Less: Premium reimbursed for redemption of units	(2,083,247)	(186,089)
Total	8,451,370	10,031,795
8.00 Accounts payable		
Accounts payable	1,583	14,178
Total	1,583	14,178
9.00 Liability for expenses		
Management fees	987,781	2,121,276
Custodian fees	18,437	71,480
Custodian fees on T-Bill	13,961	-
Audit fees	31,274	35,000
Trustee fees	-	99,814
Other operating expenses	-	-
Total	1,051,446	2,327,570
10.00 Net Asset Value (NAV) per unit at cost		
Net Asset Value (NAV) at market price	182,483,323	199,656,633
(Less)/Add: Unrealized (gain)/loss	(6,567,605)	(1,024,844)
Net Asset Value (NAV) at cost price	175,915,718	198,631,788
No. of units	15,983,528	17,958,746
NAV per unit at cost	11.01	11.06
11.00 Net Asset Value per unit at market price		
Net Asset Value (NAV)	182,483,323	199,656,633
No. of units	15,983,528	17,958,746
NAV per unit at market price	11.42	11.12

VIPB GROWTH FUND
Notes to the Financial Statements

January 01 to September 30, 2024	January 01 to September 30, 2023
TAKA	TAKA

12.00 Net gain / loss on sale of marketable securities

Gain on sale of marketable securities

AL Madina Pharmaceutical Ltd.	-	130,311
Agro Organica PLC	95,804	-
Berger Paints Bangladesh Ltd	107,853	-
British American Tobacco Bangladesh Co. Ltd.	136,294	-
BRAC Bank PLC	795,403	-
Sikder Insurance Company Limited	292,952	-
Islami Commercial Insurance Company Limited	-	274,106
Linde Bangladesh Limited	326,139	-
Marico Bangladesh Limited	972,973	-
Web Coats PLC.	77,913	-
Trust Islami Life Insurance Limited	-	426,815
Craftsman Footwear and Accessories Limited	69,388	-

Total

2,874,720 831,232

Loss on sale of marketable securities

Bata Shoe Company (Bangladesh) Limited	891,604	-
LafargeHolcim Bangladesh Limited	902,336	-
British American Tobacco BD Co. Ltd.	675,960	-
Marico Bangladesh Limited	56,092	-
Grameenphone Limited	602,262	-
Renata PLC	231,131	-
Singer Bangladesh Limited	1,054,097	-
Square Pharmaceuticals Ltd.	26,718	-

Total

4,440,199 -

Net gain/(loss) on sale of marketable securities

(1,565,479) 831,232

13.00 Dividend income

APSCL Non-Convertible and Fully Redeemable Bond	919	525
Bata Shoe Company (Bangladesh) Limited	42,840	45,339
Berger Paints Bangladesh Ltd	444,850	-
LafargeHolcim Bangladesh Limited	301,000	-
BRAC Bank Limited	434,182	257,470
British American Tobacco BD Co. Ltd.	80,000	-
Grameenphone Limited	1,415,117	408,022
Linde Bangladesh Limited	-	210,416
Marico Bangladesh Limited	1,107,360	-
Renata Limited	-	204
Singer Bangladesh Limited	185,605	49,326

Total

4,011,872 971,302

14.00 Interest income

Short notice deposit (SND)	399,081	197,158
BGTB T-Bills	3,029,760.15	2,832,615

Total

3,428,841 3,029,773